

TUBE FRAME CUSTOM TRAILERS



PT21TR14-6 With Options

Optional Turbo Wheel



When Ordering Your New Pacific Trailer, Choose From The Following Options . . .

- | | | |
|--|--|--|
| <input type="checkbox"/> Tongue Jack | <input type="checkbox"/> Chrome Fenders | <input type="checkbox"/> Carpeted Wood V Bow Stop |
| <input type="checkbox"/> Extra Boards | <input type="checkbox"/> Carpeted Fender Pads | <input type="checkbox"/> Bow Safety Chain |
| <input type="checkbox"/> Brakes | <input type="checkbox"/> Detachable Tongue | <input type="checkbox"/> Winch Upgrade |
| <input type="checkbox"/> Brake Flush Kit | <input type="checkbox"/> Swing Tongue | <input type="checkbox"/> Inboard Cutout with Prop
Guard |
| <input type="checkbox"/> Big Front Roller | <input type="checkbox"/> Load Guides | <input type="checkbox"/> Storage Box |
| <input type="checkbox"/> Chrome Wheels | <input type="checkbox"/> Load Guide Ladder | <input type="checkbox"/> Brake Back-up Valve |
| <input type="checkbox"/> Aluminum Diamond Deck on
the Step Plates | <input type="checkbox"/> Spare Tire | <input type="checkbox"/> Stainless Steel Brake Lines |
| <input type="checkbox"/> Rubber Sano Pads on the
Step Plates | <input type="checkbox"/> Spare Tire Carrier | <input type="checkbox"/> Load Equalizing Hitch Adaptor |
| | <input type="checkbox"/> Steel Inner Rails | <input type="checkbox"/> Custom Paint |
| | <input type="checkbox"/> Winch Post Support Arms | |

PACIFIC TRAILERS

Southern California

13643 5th St., Chino, CA 91710
909-902-0094
FAX: 909-902-0877

Northern California

7725 Enterprise Dr., Newark, CA 94560
510-797-1245
FAX: 510-797-6185

All specifications listed subject to change without notice by the manufacturer.

PACIFIC



***PAINTED CUSTOM
BOAT TRAILERS***


LIGHT DUTY SINGLE AXLE & SPECIALTY TRAILERS




PC 14-1000

LIGHT DUTY SINGLE AXLE


MODEL	BOAT LENGTH	G.V.W.R.	NET PAYLOAD	TIRES	WIDTH	O.A.L.
PC14-800	12'-14'	1180	800	480X8	60"	16'
PC14-1000	12'-14'	1560	1000	480X12	60"	16'
PC14-1200	12'-14'	1560	1200	480X12	70"	15'6"
PC16-1200	14'-16'	1560	1200	480X12	70"	17'6"
PC16-1500	14'-16'	2000	1500	B78X13ST	80"	17'6"



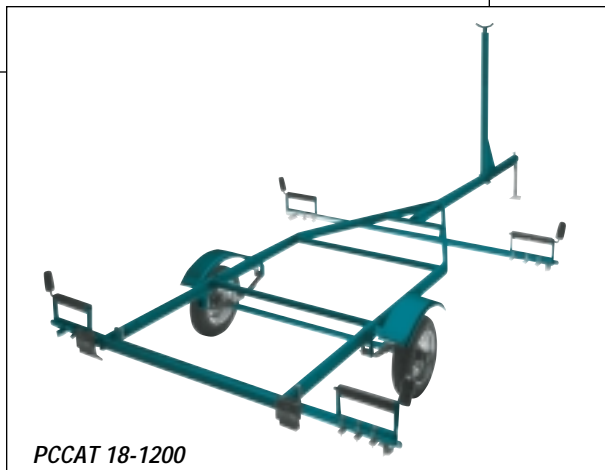
PCWVS 14-1000



PCWVT 16-1200



Inflatable Bunk Option



PCCAT 18-1200

SPECIALTY TRAILERS

CATAMARAN	PCCAT 18-1200	18'	1560	1200	480X12	98"	20'
	CAT Trailer is standard with fixed 5' Mast Stand and Single Rollers with Roller Guide Front and Rear.						
WATER VEHICLE	PCWVS 14-1000	14'	1560	1000	480X12	60"	(to order)
	PCWVT 16-1200	16'	2000	1200	B78X13-B	100"	18'
INFLATABLE	Inflatable Bunk Option for models 14-800 through 16-1500 includes 2" X 8" carpeted boards mounted over the fenders with load guides.						

INBOARD TOURNAMENT SKI BOAT TRAILER



PC19TW4-5-T

Standard Equipment: Chrome Wheels, Inboard Cutout with Prop Guard, Tournament Load Guides, Aluminum Diamond Deck or Black Rubber Sano Pads on Step Plates, Carpeted Fender Pads, Carpeted Wood V Bow Stop, Tongue Jack, Winch with Strap, and your choice of the following five colors: Black, White, Red, Blue or Teal. (Custom Colors Available)

2,999 LBS. GVWR SINGLE AXLE

Trailer Model	Boat Length	O.A. Length	O.A. Width	Between Fenders	Unladen Weight	Tire Size
PC19SW4-T	19'	20'6"	96"	78"	755#	F78X14C
PC20SW4-T	20'	21'6"	96"	78"	766#	F78X14C
PC21SW4-T	21'	22'6"	96"	78"	777#	F78X14C
3,500 LBS. GVWR SINGLE AXLE WITH BRAKES						
PCH19SW4-T	19'	20'6"	96"	78"	865#	G78X14C
PCH20SW4-T	20'	21'6"	96"	78"	876#	G78X14C
PCH21SW4-T	21"	22'6"	96"	78"	887#	G78X14C
5,000 LBS. GVWR TANDEM AXLE WITH BRAKES						
PC19TW4-5-T	19'	20'6"	96"	78"	1105#	E78X14B
PC20TW4-5-T	20'	21'6"	96"	78"	1116#	E78X14B
PC21TW4-5-T	21"	22'6"	96"	78"	1127#	E78X14B

TUBE FRAME INBOARD TOURNAMENT SKI BOAT TRAILER

Standard Equipment: Custom Tube Frame, Chrome Wheels with Radial Tires, Inboard Cutout with Prop Guard, Tournament Load Guides, Aluminum Diamond Deck or Black Rubber Sano Pads on Step Plates, Carpeted Fender Pads, Carpeted Wood V Bow Stop, Tongue Jack, Winch with Strap, Sealed Beam Lights, and your choice of any color Polyurethane Paint.



PT-19TT With Options

2,999 LBS. GVWR SINGLE AXLE

Trailer Model	Boat Length	O.A. Length	O.A. Width	Between Fenders	Unladen Weight	Tire Size
PT-19ST	19'	20'6"	96"	78"	755#	P21575R14
PT-20ST	20'	21'6"	96"	78"	766#	P21575R14
PT-21ST	21'	22'6"	96"	78"	777#	P21575R14
3,500 LBS. GVWR SINGLE AXLE WITH BRAKES						
PT-19HST	19'	20'6"	96"	78"	865#	P20575R14
PT-20HST	20'	21'6"	96"	78"	876#	P20575R14
PT-21HST	21"	22'6"	96"	78"	887#	P20575R14
5,000 LBS. GVWR TANDEM AXLE WITH BRAKES						
PT-19TT	19'	20'6"	96"	78"	1105#	P19575R14
PT-20TT	20'	21'6"	96"	78"	1116#	P19575R14
PT-21TT	21"	22'6"	96"	78"	1127#	P19575R14

X-SERIES

**“X”- Extra Option Package
Standard Equipment:**

Aluminum Diamond Deck or Black Rubber Sano Pads on Step Plates, Tongue Jack, Polyurethane B.F.R., Winch with Strap, Fender Pads, White Spoke Wheels, Bearing Buddys with Bras, one Set of Long Bunks, and your choice of one of the following colors: Black, White, Red, Blue, or Teal. (Custom Colors Available)



PC20TW4-5-X With Options

2,999 LBS. GVWR SINGLE AXLE

Trailer Model	Boat Length	O.A. Length	O.A. Width	Between Fenders	Unladen Weight	Tire Size
PC16SW3-X	16'	17'6"	96"	78"	614#	F78X14-C
PC17SW3-X	17'	18'6"	96"	78"	625#	F78X14-C
PC18SW3-X	18'	19'6"	96"	78"	637#	F78X14-C
PC18SW4-X	18'	19'6"	96"	78"	662#	F78X14-C
PC19SW3-X	19'	20'6"	96"	78"	650#	F78X14-C
PC19SW4-X	19'	20'6"	96"	78"	675#	F78X14-C
PC20SW4-X	20'	21'6"	96"	78"	686#	F78X14-C

3,500 LBS. GVWR SINGLE AXLE WITH BRAKES

PCH17SW3-X	17'	18'6"	96"	78"	625#	G78X14-C
PCH18SW3-X	18'	19'6"	96"	78"	635#	G78X14-C
PCH18SW4-X	18'	19'6"	96"	78"	666#	G78X14-C
PCH19SW3-X	19'	20'6"	96"	78"	646#	G78X14-C
PCH19SW4-X	19'	20'6"	96"	78"	677#	G78X14-C
PCH20SW4-X	20'	21'6"	96"	78"	703#	G78X14-C

5,000 LBS. GVWR TANDEM AXLE WITH BRAKES

PC17TW3-5-X	17'	18'6"	96"	78"	886#	E78X14B
PC18TW3-5-X	18'	19'6"	96"	78"	891#	E78X14B
PC18TW3-5-X	18'	19'6"	96"	78"	922#	E78X14B
PC19TW3-5-X	19'	20'6"	96"	78"	902#	E78X14B
PC19TW4-5-X	19'	20'6"	96"	78"	933#	E78X14B
PC20TW4-5-X	20'	21'6"	96"	78"	944#	E78X14B
PC21TW4-5-X	21'	22'6"	96"	78"	955#	E78X14B




OPTIONAL SWING TONGUE



SINGLE AXLE



PC17SW3 With Options



Optional Chrome Modular Wheels

2,000 LBS. GVWR SINGLE AXLE

Trailer Model	Boat Length	O.A. Length	O.A. Width	Between Fenders	Unladen Weight	Tire Size
PC15SN2-2	15'	16'6"	86"	68"	589#	B78X13-B
PC16SN2-2	16'	17'6"	86"	68"	599#	B78X13-B
PC17SN3-2	17'	18'6"	86"	68"	605#	B78X13-B
PC18SN3-2	18'	19'6"	86"	68"	622#	B78X13-B
PC19SN4-2	19'	20'6"	86"	68"	635#	B78X13-B

2,500 LBS. GVWR SINGLE AXLE

PC16SN2	16'	17'6"	86"	68"	600#	E78X14B
PC17SN3	17'	18'6"	86"	68"	615#	E78X14B
PC18SN3	18"	19'6"	86"	68"	632#	E78X14B
PC19SN4	19'	20'6"	86"	68"	645#	E78X14B
PC20SN4	20'	21'6"	86"	68"	670#	E78X14B
PC21SN4	21'	22'6"	86"	68"	681#	E78X14B

2,999 LBS. GVWR SINGLE AXLE

PC16SW3	16'	17'6"	96"	78"	614#	F78X14-C
PC17SW3	17'	18'6"	96"	78"	625#	F78X14-C
PC18SW3	18'	19'6"	96"	78"	637#	F78X14-C
PC18SW4	18'	19'6"	96"	78"	662#	F78X14-C
PC19SW3	19'	20'6"	96"	78"	650#	F78X14-C
PC19SW4	19'	20'6"	96"	78"	675#	F78X14-C
PC20SW4	20'	21'6"	96"	78"	686#	F78X14-C
PC21SW4	21'	22'6"	96"	78"	697#	F78X14-C

3,500 LBS. GVWR SINGLE AXLE


PCH17SW3	17'	18'6"	96"	78"	625#	G78X14-C
PCH18SW3	18'	19'6"	96"	78"	635#	G78X14-C
PCH18SW4	18'	19'6"	96"	78"	666#	G78X14-C
PCH19SW3	19'	20'6"	96"	78"	646#	G78X14-C
PCH19SW4	19'	20'6"	96"	78"	677#	G78X14-C
PCH20SW4	20'	21'6"	96"	78"	688#	G78X14-C
PCH21SW4	21'	22'6"	96"	78"	697#	G78X14-C

Trailers over 2,999 GVWR require brakes.

STANDARD PAINT COLORS



Black



White



Red



Blue



Teal

Colors shown above are only representative of actual colors

TANDEM

Note: Tongue Jack included on Tandem and Triaxle models.



Painted Modular Wheel



PC25TW5-10 With Options

5,000 LBS. GVWR TANDEM AXLE

Trailer Model	Boat Length	O.A. Length	O.A. Width	Between Fenders	Unladen Weight	Tire Size
PC17TW3-5	17'	18'6"	96"	78"	886#	E78X14B
PC18TW3-5	18'	19'6"	96"	78"	891#	E78X14B
PC18TW4-5	18'	19'6"	96"	78"	922#	E78X14B
PC19TW3-5	19'	20'6"	96"	78"	902#	E78X14B
PC19TW4-5	19'	20'6"	96"	78"	933#	E78X14B
PC20TW4-5	20'	21'6"	96"	78"	944#	E78X14B
PC21TW4-5	21'	22'6"	96"	78"	955#	E78X14B

6,000 LBS. GVWR TANDEM AXLE

PC19TW4-6	19'	20'6"	96"	78"	1082#	F78X14-C
PC20TW4-6	20'	21'6"	96"	78"	1094#	F78X14-C
PC21TW4-6	21'	22'6"	96"	78"	1107#	F78X14-C
PC22TW4-6	22'	23'6"	96"	78"	1159#	F78X14-C
PC23TW5-6	23'	24'6"	96"	78"	1198#	F78X14-C
PC24TW5-6	24'	25'6"	96"	78"	1367#	F78X14-C
PC25TW5-6	25'	26'6"	96"	78"	1384#	F78X14-C
PC26TW6-6	26'	27'6"	96"	78"	1444#	F78X14-C
PC27TW6-6	27'	28'6"	96"	78"	1465#	F78X14-C
PC28TW7-6	28'	29'6"	96"	78"	1526#	F78X14-C

7,000 LBS. GVWR TANDEM AXLE

PC20TW4-7	20'	21'6"	96"	78"	1188#	H78X15C
PC21TW4-7	21'	22'6"	96"	78"	1201#	H78X15C
PC22TW4-7	22'	23'6"	96"	78"	1253#	H78X15C
PC23TW5-7	23'	24'6"	96"	78"	1266#	H78X15C
PC24TW5-7	24'	25'6"	96"	78"	1435#	H78X15C
PC25TW5-7	25'	26'6"	96"	78"	1452#	H78X15C
PC26TW6-7	26'	27'6"	96"	78"	1512#	H78X15C
PC27TW6-7	27'	28'6"	96"	78"	1533#	H78X15C
PC28TW7-7	28'	29'6"	96"	78"	1594#	H78X15C

9,480 LBS. GVWR TANDEM AXLE

PC22TW4-9	22'	23'6"	96"	78"	1400#	H78X15D
PC23TW5-9	23'	24'6"	96"	78"	1413#	H78X15D
PC24TW5-9	24'	25'6"	96"	78"	1587#	H78X15D
PC25TW5-9	25'	26'6"	96"	78"	1595#	H78X15D
PC26TW6-9	26'	27'6"	96"	78"	1641#	H78X15D
PC27TW6-9	27'	28'6"	96"	78"	1655#	H78X15D

9,999 LBS. GVWR TANDEM AXLE

PC22TW4-10	22'	23'6"	96"	78"	1405#	875X16.5E
PC23TW5-10	23'	24'6"	96"	78"	1418#	875X16.5E
PC24TW5-10	24'	25'6"	96"	78"	1592#	875X16.5E
PC25TW5-10	25'	26'6"	96"	78"	1600#	875X16.5E
PC26TW6-10	26'	27'6"	96"	78"	1646#	875X16.5E
PC27TW6-10	27'	28'6"	96"	78"	1660#	875X16.5E
PC28TW7-10	28'	29'6"	96"	78"	1705#	875X16.5E
PC29TW7-10	29'	30'6"	96"	78"	1718#	875X16.5E
PC30TW7-10	30'	31'6"	96"	78"	1768#	875X16.5E

TRIAXLE



PC27TRI6-14 With Options

9,999 LBS. GVWR TRIAXLE

Trailer Model	Boat Length	O.A. Length	O.A. Width	Between Fenders	Unladen Weight	Tire Size
PC24TRI5-10	24'	25'6"	96"	78"	1661#	H78X15C
PC25TRI5-10	25'	26'6"	96"	78"	1683#	H78X15C
PC26TRI6-10	26'	27'6"	96"	78"	1744#	H78X15C
PC27TRI6-10	27'	28'6"	96"	78"	1766#	H78X15C
PC28TRI7-10	28'	29'6"	96"	78"	1827#	H78X15C
PC29TRI7-10	29'	30'6"	96"	78"	1849#	H78X15C
PC30TRI7-10	30'	31'6"	96"	78"	1910#	H78X15C
PC31TRI7-10	31'	32'6"	96"	78"	1932#	H78X15C
PC32TRI8-10	32'	33'6"	96"	78"	1954#	H78X15C
PC33TRI8-10	33'	34'6"	96"	78"	1976#	H78X15C

14,000 LBS. GVWR TRIAXLE

PC24TRI5-14	24'	25'6"	96"	78"	1850#	H78X15D
PC25TRI5-14	25'	26'6"	96"	78"	1863#	H78X15D
PC26TRI6-14	26'	27'6"	96"	78"	1915#	H78X15D
PC27TRI6-14	27'	28'6"	96"	78"	1928#	H78X15D
PC28TRI7-14	28'	29'6"	96"	78"	2033#	H78X15D
PC29TRI7-14	29'	30'6"	96"	78"	2046#	H78X15D
PC30TRI7-14	30'	31'6"	96"	78"	2098#	H78X15D
PC31TRI7-14	31'	32'6"	96"	78"	2116#	H78X15D
PC32TRI8-14	32'	33'6"	96"	78"	2158#	H78X15D
PC33TRI8-14	33'	34'6"	96"	78"	2180#	H78X15D

15,000 LBS. GVWR TRIAXLE

PC24TRI5-15	24'	25'6"	96"	78"	1860#	875X16.5E
PC25TRI5-15	25'	26'6"	96"	78"	1873#	875X16.5E
PC26TRI6-15	26'	27'6"	96"	78"	1925#	875X16.5E
PC27TRI6-15	27'	28'6"	96"	78"	1938#	875X16.5E
PC28TRI7-15	28'	29'6"	96"	78"	2043#	875X16.5E
PC29TRI7-15	29'	30'6"	96"	78"	2056#	875X16.5E
PC30TRI7-15	30'	31'6"	96"	78"	2108#	875X16.5E
PC31TRI7-15	31'	32'6"	96"	78"	2126#	875X16.5E
PC32TRI8-15	32'	33'6"	96"	78"	2168#	875X16.5E
PC33TRI8-15	33'	34'6"	96"	78"	2190#	875X16.5E

20,000 LBS. GVWR TRIAXLE

PC27TRI6-20	27'-28'	29'6"	102"	78"	3500#	1200X16.5E
PC29TRI7-20	29'-30'	31'6"	102"	78"	3600#	1200X16.5E
PC31TRI7-20	31'-32'	33'6"	102"	78"	3700#	1200X16.5E
PC33TRI8-20	33'-34'	35'6"	102"	78"	3800#	1200X16.5E
PC35TRI8-20	35'-36'	37'6"	102"	78"	3900#	1200X16.5E