

# ***PACIFIC*** **TRAILERS**



*Single Axle Trailers*

*Tandem Axle Trailers*

*Heavy-Duty Tandem Axle Trailers*

*Triaxle Trailers*

*Super-Duty Triaxle Trailers*

*Tournament Ski-Boat Trailers*


*Specialty Trailers*

*Pontoon Trailers*

**GALVANIZED CUSTOM BOAT TRAILERS**



*PACIFIC TRAILERS are engineered and constructed to withstand prolonged use in the harshest marine environments. Featuring superior materials and quality workmanship, these are the finest, most durable, rust and corrosion resistant trailers on today's market.*

*Each frame rail, crossmember, tongue, undercarriage, axle, wheel, fender, and winch post is galvanized. It is long proven the most protective and durable coating available. All major components go through the hot-dip galvanizing process. This process insulates steel from rust and corrosion far better than simple brush-on coatings and sprays. We use disc-brakes with stainless steel calipers and silver-cad coated rotors. If you are a saltwater boater, a galvanized trailer is most assuredly a must. *



### **LIGHT DUTY SINGLE AXLE, 86" OVERALL WIDTH AND 68" BETWEEN FENDERS**

| TRAILER MODEL | BOAT LENGTH | G.V.W.R. | NET PAYLOAD | TIRE SIZE      | WIDTH | O.A. LENGTH |
|---------------|-------------|----------|-------------|----------------|-------|-------------|
| G14-1000      | 12'-14'     | 1560     | 1000        | 480X12B        | 60"   | 16'         |
| G14-1200      | 12'-14'     | 1560     | 1200        | 480X12B        | 70"   | 15'6"       |
| G16-1200      | 14'-16'     | 1560     | 1200        | 480X12B        | 70"   | 17'6"       |
| G16-1500      | 14'-16'     | 2000     | 1500        | ST-175/80R-13B | 80"   | 17'6"       |

### **2,000 LBS. GVWR SINGLE AXLE, 86" OVERALL WIDTH AND 68" BETWEEN FENDERS**

| TRAILER MODEL | BOAT LENGTH | O.A. LENGTH | UNLADEN WEIGHT | TIRE SIZE      |
|---------------|-------------|-------------|----------------|----------------|
| G15SN2-2      | 15'-16'     | 17'6"       | 685 lbs.       | ST-175/80R-13B |
| G17SN3-2      | 17'-18'     | 19'6"       | 705 lbs.       | ST-175/80R-13B |
| G19SN4-2      | 19'-20'     | 21'6"       | 730 lbs.       | ST-175/80R-13B |

### **2,500 LBS. GVWR SINGLE AXLE, 86" OVERALL WIDTH AND 68" BETWEEN FENDERS**

| TRAILER MODEL | BOAT LENGTH | O.A. LENGTH | UNLADEN WEIGHT | TIRE SIZE      |
|---------------|-------------|-------------|----------------|----------------|
| G15SN2        | 15'-16'     | 17'6"       | 700 lbs.       | ST-205/75R-14B |
| G17SN3        | 17'-18'     | 19'6"       | 725 lbs.       | ST-205/75R-14B |
| G19SN4        | 19'-20'     | 21'6"       | 750 lbs.       | ST-205/75R-14B |
| G21SN4        | 21'-22'     | 23'6"       | 775 lbs.       | ST-205/75R-14B |

### **2,999 LBS. GVWR SINGLE AXLE, 96" OVERALL WIDTH AND 78" BETWEEN FENDERS**

| TRAILER MODEL | BOAT LENGTH | O.A. LENGTH | UNLADEN WEIGHT | TIRE SIZE      |
|---------------|-------------|-------------|----------------|----------------|
| G15SW2        | 15'-16'     | 17'6"       | 735 lbs.       | ST-205/75R-14C |
| G17SW3        | 17'-18'     | 19'6"       | 750 lbs.       | ST-205/75R-14C |
| G19SW4        | 19'-20'     | 21'6"       | 800 lbs.       | ST-205/75R-14C |
| G21SW4        | 21'-22'     | 23'6"       | 820 lbs.       | ST-205/75R-14C |

### **3,500 LBS. GVWR SINGLE AXLE, 96" OVERALL WIDTH AND 78" BETWEEN FENDERS**

| TRAILER MODEL | BOAT LENGTH | O.A. LENGTH | UNLADEN WEIGHT | TIRE SIZE      |
|---------------|-------------|-------------|----------------|----------------|
| GH17SW3       | 17'-18'     | 19'6"       | 780 lbs.       | ST-215/75R-14C |
| GH19SW4       | 19'-20'     | 21'6"       | 800 lbs.       | ST-215/75R-14C |
| GH21SW4       | 21'-22'     | 23'6"       | 820 lbs.       | ST-215/75R-14C |


### **5,000 LBS. GVWR SINGLE AXLE, 96" OVERALL WIDTH AND 78" BETWEEN FENDERS**

| TRAILER MODEL | BOAT LENGTH | O.A. LENGTH | UNLADEN WEIGHT | TIRE SIZE  |
|---------------|-------------|-------------|----------------|------------|
| GH19SW4-5     | 19'-20'     | 21'6"       | 925 lbs.       | 8.75X16.5E |
| GH21SW4-5     | 21'-22'     | 23'6"       | 945 lbs.       | 8.75X16.5E |





# TANDEM AND HEAVY-DUTY TANDEM



G21TW4-6

## 5,000 LBS. GVWR TANDEM AXLE, 96" OVERALL WIDTH AND 78" BETWEEN FENDERS

| TRAILER MODEL | BOAT LENGTH | O.A. LENGTH | UNLADEN WEIGHT | TIRE SIZE      |
|---------------|-------------|-------------|----------------|----------------|
| G17TW3-5      | 17'-18'     | 19'6"       | 955 lbs.       | ST-205/75R-14B |
| G19TW4-5      | 19'-20'     | 21'6"       | 975 lbs.       | ST-205/75R-14B |
| G21TW4-5      | 21'-22'     | 23'6"       | 995 lbs.       | ST-205/75R-14B |

## 6,000 LBS. GVWR TANDEM AXLE, 96" OVERALL WIDTH AND 78" BETWEEN FENDERS

| TRAILER MODEL | BOAT LENGTH | O.A. LENGTH | UNLADEN WEIGHT | TIRE SIZE      |
|---------------|-------------|-------------|----------------|----------------|
| G19TW4-6      | 19'-20'     | 21'6"       | 1150 lbs.      | ST-205/75R-14C |
| G21TW4-6      | 21'-22'     | 23'6"       | 1195 lbs.      | ST-205/75R-14C |
| G23TW5-6      | 23'-24'     | 25'6"       | 1225 lbs.      | ST-205/75R-14C |
| G25TW5-6      | 25'-26'     | 27'6"       | 1295 lbs.      | ST-205/75R-14C |

## 7,000 LBS. GVWR TANDEM AXLE, 96" OVERALL WIDTH AND 78" BETWEEN FENDERS

| TRAILER MODEL | BOAT LENGTH | O.A. LENGTH | UNLADEN WEIGHT | TIRE SIZE      |
|---------------|-------------|-------------|----------------|----------------|
| G21TW4-7      | 21'-22'     | 23'6"       | 1225 lbs.      | ST-225/75R-15C |
| G23TW5-7      | 23'-24'     | 25'6"       | 1260 lbs.      | ST-225/75R-15C |
| G25TW5-7      | 25'-26'     | 27'6"       | 1330 lbs.      | ST-225/75R-15C |

## 8,000 LBS. GVWR TANDEM AXLE, 96" OVERALL WIDTH AND 78" BETWEEN FENDERS

| TRAILER MODEL | BOAT LENGTH | O.A. LENGTH | UNLADEN WEIGHT | TIRE SIZE      |
|---------------|-------------|-------------|----------------|----------------|
| G21TW4-8      | 21'-22'     | 23'6"       | 1225 lbs.      | ST-225/75R-15D |
| G23TW5-8      | 23'-24'     | 25'6"       | 1260 lbs.      | ST-225/75R-15D |
| G25TW5-8      | 25'-26'     | 27'6"       | 1330 lbs.      | ST-225/75R-15D |

## 9,480 LBS. GVWR TANDEM AXLE, 96" OVERALL WIDTH AND 78" BETWEEN FENDERS

| TRAILER MODEL | BOAT LENGTH | O.A. LENGTH | UNLADEN WEIGHT | TIRE SIZE      |
|---------------|-------------|-------------|----------------|----------------|
| G21TW4-9      | 21'-22'     | 23'6"       | 1905 lbs.      | ST-225/75R-15D |
| G23TW5-9      | 23'-24'     | 25'6"       | 1945 lbs.      | ST-225/75R-15D |
| G25TW5-9      | 25'-26'     | 27'6"       | 1985 lbs.      | ST-225/75R-15D |
| G27TW5-9      | 27'-28'     | 29'6"       | 2065 lbs.      | ST-225/75R-15D |

## 9,999 LBS. GVWR TANDEM AXLE, 96" OVERALL WIDTH AND 78" BETWEEN FENDERS

| TRAILER MODEL | BOAT LENGTH | O.A. LENGTH | UNLADEN WEIGHT | TIRE SIZE |
|---------------|-------------|-------------|----------------|-----------|
| G21TW4-10     | 21'-22'     | 23'6"       | 1905 lbs.      | 875X16.5E |
| G23TW5-10     | 23'-24'     | 25'6"       | 1955 lbs.      | 875X16.5E |
| G25TW5-10     | 25'-26'     | 27'6"       | 1995 lbs.      | 875X16.5E |
| G27TW5-10     | 27'-28'     | 29'6"       | 2075 lbs.      | 875X16.5E |

*Saltwater exposure is the downfall of many trailers, a near guarantee of rust and corrosion that drastically shortens its lifespan. Attention to detail, quality and innovation is what makes Pacific Trailers the toughest money can buy.*



G23TW5-9





G25TRI6-14

## TRIAXLE AND SUPER-DUTY TRIAXLE

*20,000 GVWR SUPER-DUTY TRIAXLE Trailers feature the following equipment:*

- *All Welded 8" Channel Frame*
- *Brakes on All Three Axles*
- *Channel Risers*
- *Heavy Duty Leaf Springs*
- *Heavy Duty Winch Post*
- *Steel Inner Rails*
- *Telescoping Tube Risers*
- *1200X16.5E Tires*
- *3,700 Lbs. Winch With Cable*
- *8-Lug Galvanized Wheels*

### **9,999 LBS. GVWR TRIAXLE, 96" OVERALL WIDTH AND 78" BETWEEN FENDERS**

| TRAILER MODEL | BOAT LENGTH | O.A. LENGTH | UNLADEN WEIGHT | TIRE SIZE      |
|---------------|-------------|-------------|----------------|----------------|
| G25TRI5-10    | 25'-26'     | 27'6"       | 1955 lbs.      | ST-225/75R-15C |
| G27TRI6-10    | 27'-28'     | 29'6"       | 2075 lbs.      | ST-225/75R-15C |
| G29TRI7-10    | 29'-30'     | 31'6"       | 2155 lbs.      | ST-225/75R-15C |

### **14,000 LBS. GVWR TRIAXLE, 96" OVERALL WIDTH AND 78" BETWEEN FENDERS**

| TRAILER MODEL | BOAT LENGTH | O.A. LENGTH | UNLADEN WEIGHT | TIRE SIZE      |
|---------------|-------------|-------------|----------------|----------------|
| G25TRI5-14    | 25'-26'     | 27'6"       | 2500 lbs.      | ST-225/75R-15D |
| G27TRI6-14    | 27'-28'     | 29'6"       | 2600 lbs.      | ST-225/75R-15D |
| G29TRI7-14    | 29'-30'     | 31'6"       | 2700 lbs.      | ST-225/75R-15D |
| G31TRI7-14    | 31'-32'     | 33'6"       | 2800 lbs.      | ST-225/75R-15D |
| G33TRI8-14    | 33'-34'     | 35'6"       | 2900 lbs.      | ST-225/75R-15D |


### **15,000 LBS. GVWR TRIAXLE, 96" OVERALL WIDTH AND 78" BETWEEN FENDERS**

| TRAILER MODEL | BOAT LENGTH | O.A. LENGTH | UNLADEN WEIGHT | TIRE SIZE |
|---------------|-------------|-------------|----------------|-----------|
| G25TRI5-15    | 25'-26'     | 27'6"       | 2500 lbs.      | 875X16.5E |
| G27TRI6-15    | 27'-28'     | 29'6"       | 2600 lbs.      | 875X16.5E |
| G29TRI7-15    | 29'-30'     | 31'6"       | 2700 lbs.      | 875X16.5E |
| G31TRI7-15    | 31'-32'     | 33'6"       | 2800 lbs.      | 875X16.5E |
| G33TRI8-15    | 33'-34'     | 35'6"       | 2900 lbs.      | 875X16.5E |
| G35TRI8-15    | 35'-36'     | 37'6"       | 3000 lbs.      | 875X16.5E |
| G37TRI8-15    | 37'-38'     | 39'6"       | 3100 lbs.      | 875X16.5E |

### **20,000 LBS. GVWR SUPER-DUTY TRIAXLE WITH BRAKES, 102" OVERALL WIDTH AND 78" BETWEEN FENDERS**

| TRAILER MODEL | BOAT LENGTH | O.A. LENGTH | UNLADEN WEIGHT | TIRE SIZE  |
|---------------|-------------|-------------|----------------|------------|
| G27TRI6-20    | 27'-28'     | 29'6"       | 3500 lbs.      | 1200X16.5E |
| G29TRI7-20    | 29'-30'     | 31'6"       | 3600 lbs.      | 1200X16.5E |
| G31TRI7-20    | 31'-32'     | 33'6"       | 3700 lbs.      | 1200X16.5E |
| G33TRI8-20    | 33'-34'     | 35'6"       | 3800 lbs.      | 1200X16.5E |
| G35TRI8-20    | 35'-36'     | 37'6"       | 3900 lbs.      | 1200X16.5E |
| G37TRI8-20    | 37'-38'     | 39'6"       | 4000 lbs.      | 1200X16.5E |
| G39TRI8-20    | 39'-40'     | 41'6"       | 4100 lbs.      | 1200X16.5E |





### **PERSONAL WATERCRAFT**

| TRAILER MODEL | O.A. LENGTH | O.A. WIDTH | G.V.W.R.  | NET PAYLOAD |
|---------------|-------------|------------|-----------|-------------|
| GWVS 14-1000  | To Order    | 60"        | 1560 lbs. | 1000        |
| GWVT 16-1200  | 17'         | 100"       | 2000 lbs. | 1200        |

### **CATAMARAN**


| TRAILER MODEL | O.A. LENGTH | O.A. WIDTH | G.V.W.R.  | NET PAYLOAD |
|---------------|-------------|------------|-----------|-------------|
| GCAT 18-1200  | 20'         | 98"        | 1560 lbs. | 1200        |

### **INFLATABLE**

Inflatable bunk option for any model trailer which includes 2"X8"carpeted boards mounted over the fenders with load guides

## INBOARD TOURNAMENT SKI BOAT Trailers Standard Equipment:

- Disc Brakes with Stainless-Steel Calipers
- Carpeted Fender Pads
- Galvanized Wheels
- Inboard Cut-out With Prop-Guard
- Tongue Jack
- Tournament Load Guides
- Winch With Strap



G21TW4-5PT

TOURNAMENT  
AND PONTOON

### 2,999 LBS. GVWR SINGLE AXLE, 96" OVERALL WIDTH AND 78" BETWEEN FENDERS

| TRAILER MODEL | BOAT LENGTH | O.A. LENGTH | UNLADEN WEIGHT | TIRE SIZE      |
|---------------|-------------|-------------|----------------|----------------|
| G19SW4-T      | 19'         | 21'6"       | 820 lbs.       | ST-205/75R-14C |
| G20SW4-T      | 20'         | 22'6"       | 830 lbs.       | ST-205/75R-14C |
| G21SW4-T      | 21'         | 23'6"       | 840 lbs.       | ST-205/75R-14C |

### 3,500 LBS. GVWR SINGLE AXLE WITH BRAKES,

96" OVERALL WIDTH AND 78" BETWEEN FENDERS

| TRAILER MODEL | BOAT LENGTH | O.A. LENGTH | UNLADEN WEIGHT | TIRE SIZE      |
|---------------|-------------|-------------|----------------|----------------|
| GH19SW4-T     | 19'         | 21'6"       | 840 lbs.       | ST-215/75R-14C |
| GH20SW4-T     | 20'         | 22'6"       | 850 lbs.       | ST-215/75R-14C |
| GH21SW4-T     | 21'         | 23'6"       | 860 lbs.       | ST-215/75R-14C |

### 5,000 LBS. GVWR TANDEM AXLE WITH BRAKES,

96" OVERALL WIDTH AND 78" BETWEEN FENDERS

| TRAILER MODEL | BOAT LENGTH | O.A. LENGTH | UNLADEN WEIGHT | TIRE SIZE      |
|---------------|-------------|-------------|----------------|----------------|
| G19TW4-5-T    | 19'         | 21'6"       | 1015 lbs.      | ST-205/75R-14B |
| G20TW4-5-T    | 20'         | 23'6"       | 1025 lbs.      | ST-205/75R-14B |
| G21TW4-5-T    | 21'         | 23'6"       | 1035 lbs.      | ST-205/75R-14B |

## This series of trailers features the following equipment:

- Bearing Protectors
- Brakes (as noted)
- Inside Guides
- Ladder on the Winch Post
- Swing Jack
- Winch With Strap



Pontoon

| TRAILER MODEL | BOAT LENGTH | AXLE   | BRAKES | G.V.W.R. | UNLADEN WEIGHT |
|---------------|-------------|--------|--------|----------|----------------|
| G20SW4-PT     | 18'         | single | no     | 2999     | 995 lbs.       |
| GH20SW4-PT    | 18'         | single | yes    | 3500     | 1005 lbs.      |
| G22SW4-PT     | 20'         | single | no     | 2999     | 1015 lbs.      |
| GH22SW4-PT    | 20'         | single | yes    | 3500     | 1025 lbs.      |
| G22TW4-5-PT   | 20'         | tandem | yes    | 5000     | 1215 lbs.      |
| G24TW5-5-PT   | 22'         | tandem | yes    | 5000     | 1235 lbs.      |
| G26TW5-5-PT   | 24'         | tandem | yes    | 5000     | 1245 lbs.      |
| G28TW6-5-PT   | 26'         | tandem | yes    | 5000     | 1265 lbs.      |
| G30TW7-6-PT   | 28'         | tandem | yes    | 6000     | 1315 lbs.      |



When ordering your new **PACIFIC TRAILER**, choose from the following options:

- ☐ **Big Front Roller**
- ☐ **Bow Safety Chain**
- ☐ **Brakes (Drum or Disc)**
- ☐ **Brake Back-up Valve**
- ☐ **Brake Flush Kit**
- ☐ **Carpeted Fender Pads**
- ☐ **Carpeted Wood V-Bow Stop**
- ☐ **Extra Boards**
- ☐ **Greasable Spring Bolts**
- ☐ **Inboard Cutout with Prop Guard**
- ☐ **LED Lighting**
- ☐ **Load Equalizing Hitch Adaptor**
- ☐ **Load Guides**
- ☐ **Load Guide Ladder**
- ☐ **Sling Slots**
- ☐ **Spare Tire**
- ☐ **Spare Tire Carrier**
- ☐ **Stainless Steel Brake Lines**
- ☐ **Steel Inner Rails**
- ☐ **Storage Box**
- ☐ **U.H.M.W. Covered Boards**
- ☐ **Winch Post Support Arms**
- ☐ **Winch Upgrade**
- ☐ **8" Frame**
- ☐ **8-Lug Wheels**
- ☐ **Detachable Tongue**
- ☐ **Swing Tongue**
- ☐ **Tongue Extension**
- ☐ **Tongue Jack**


**Heavy-Duty Load Guides with Ladder**



**Swing Tongue**



**Pivoting Spare Carrier**



# ***PACIFIC* TRAILERS**

## **SOUTHERN CALIFORNIA**

13643 5th Street, Chino, CA 91710

Tel: (909) 902-0094

Fax: (909) 902-0877

## **NORTHERN CALIFORNIA**

7725 Enterprise Drive, Newark, CA 94560

Tel: (510) 797-1245

Fax: (510) 797-6185

Toll free: **1-888-479-6920**

Visit us online at **[www.pacifictrailers.com](http://www.pacifictrailers.com)**